

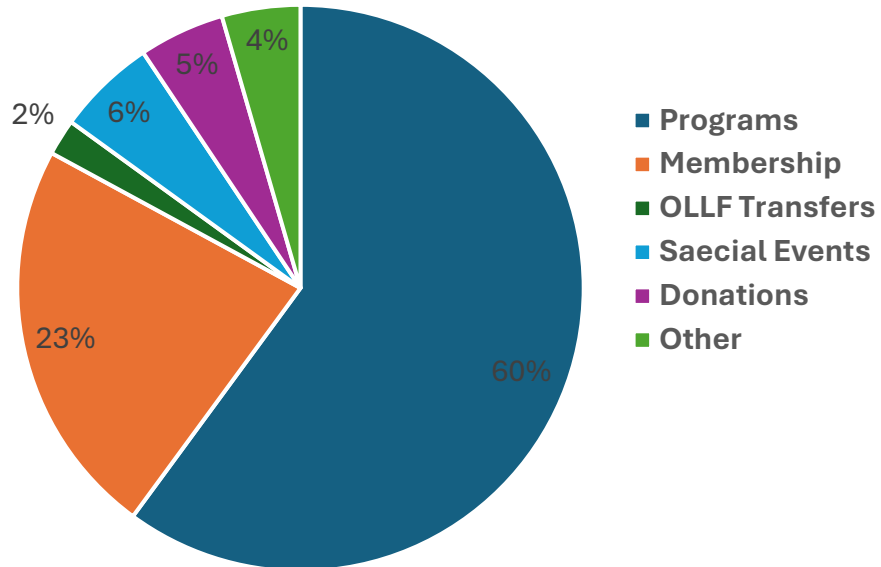
Profit and Loss 6-year Overview

January 2019 – December 2024 \$MXN

2019	2020	2021	2022	2023	2024
101,795	-440,465	-91,057	-70,496	92,318	61,170
Projected Profit 2025			1,704		

Income 2024

Income Source



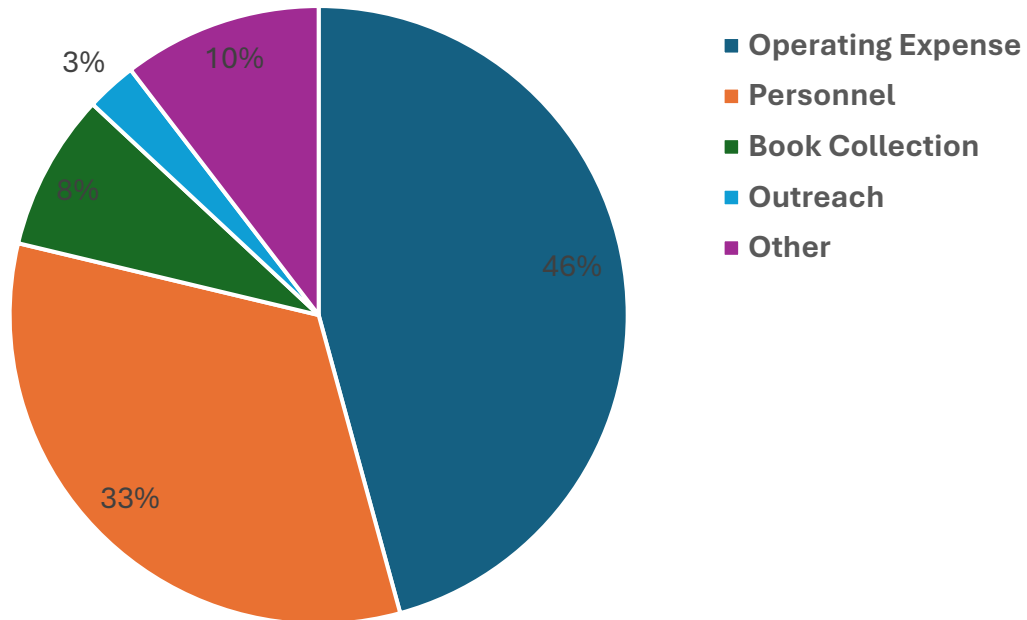
Programs	\$ 943,491
Membership	\$ 358,550
OLLF Transfers	\$ 32,422
Special Events	\$ 88,765
Donations	\$ 76,821
Other	\$ 70,352
Total	\$ 1,570,441

Other includes

- Library service/Sales**
- IVA on Sales**
- Interest Earned**

Expenses 2024

Expense Allocations

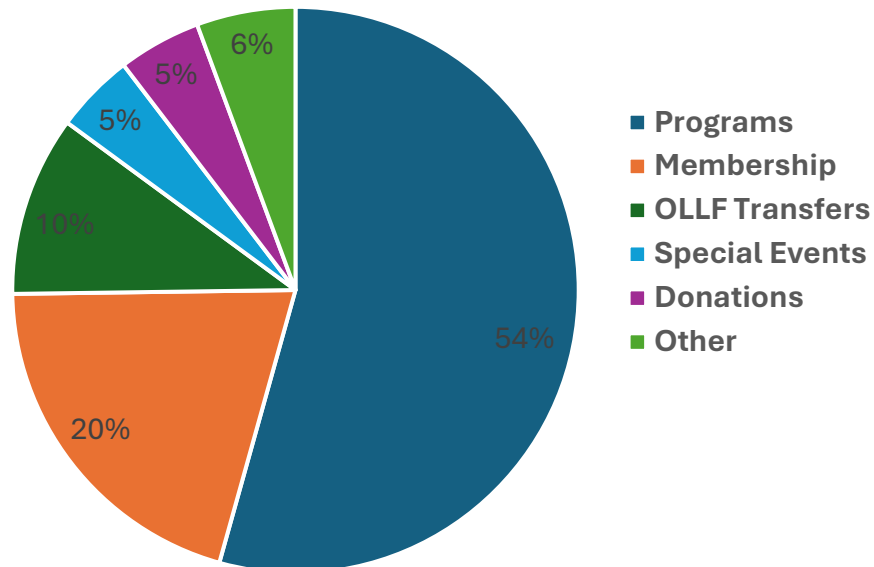


Operating Expense	690,468
Personnel	497,853
Book Collection	123,909
Outreach	32,958
Other	157,082
Total	1,509,270

Other includes	Depreciation
	Commissions
	Bank Fees
	Government

Projected Income 2025

Income Source

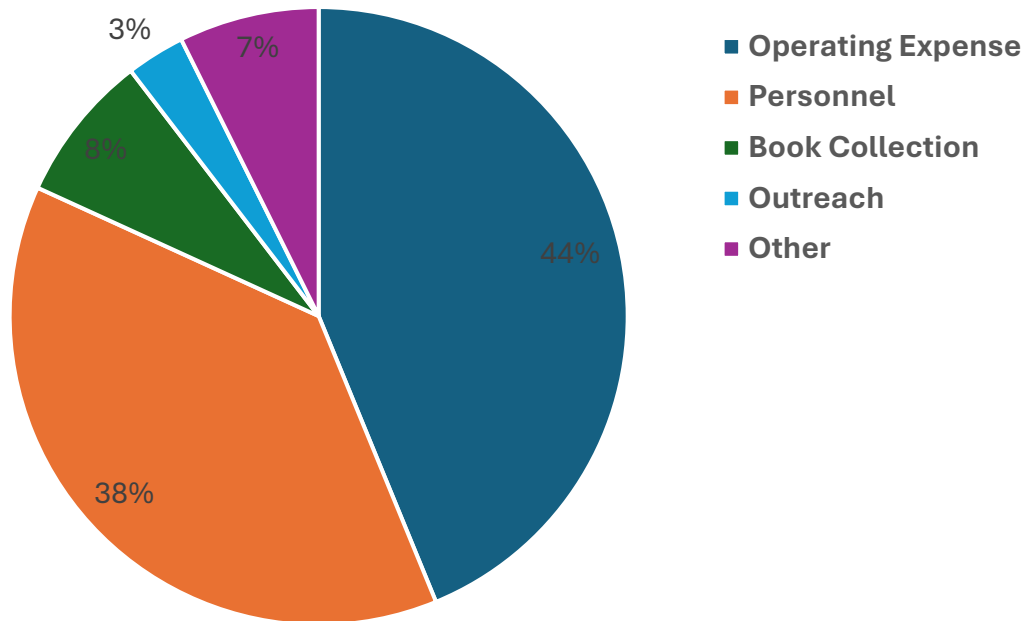


Programs	\$	887,018
Membership	\$	333,800
OLLF Transfers	\$	168,000
Special Events	\$	74,167
Donations	\$	77,320
Other	\$	92,193
Total	\$	1,632,498

Other includes
Library service/Sales
IVA on Sales
Interest Earned

Projected Expenses 2025

Expense Allocations



Operating Expense	714,282
Personnel	619,989
Book Collection	126,837
Outreach	50,000
Other	119,686
Total	1,630,794

Other includes	Depreciation
	Commissions
	Bank Fees
	Government